



LAKE-COUNTY FAIR

2024
JULY 24-28



PAVILIONS HANDBOOK

YOUTH: AGES 21 & UNDER

CRAFTS • COLLECTIONS • CULINARY
FAIR FLEA FLIP • FLOWER & GARDEN
PHOTOGRAPHY • TEXTILES • VISUAL ARTS

2024 IMPORTANT PAVILIONS DATES

REGISTRATION visit www.lcfair.com to register online

OPENS: Saturday, April 20 at 9:30am

CLOSED: Sunday, July 7 at 11:59pm

- *Flower and Garden entries will close Friday, July 19 at 11:59pm*
- *Late entries accepted until drop off date/times (\$50 late fee per entry applies)*



ENTRY TAG PICKUP Entry tags will be available at check-in when you drop off your entries. If you wish to pick up your tags prior to drop-off, please call the fairgrounds office to schedule a pickup time (after July 7)

PAVILIONS ENTRY DELIVERY DATES & TIMES

DEPARTMENT	DAY	DATE	TIME
Collections	Saturday	July 20	10:00am – 4:00pm
	Sunday	July 21	10:00am – 1:00pm
Crafts	Saturday	July 20	10:00am – 4:00pm
	Sunday	July 21	10:00am – 1:00pm
Culinary	Saturday	July 20	10:00am – 4:00pm
	Sunday	July 21	10:00am – 1:00pm
Fair Flea Flip	Saturday	July 20	10:00am – 4:00pm
	Sunday	July 21	10:00am – 1:00pm
Photography	Saturday	July 20	10:00am – 4:00pm
	Sunday	July 21	10:00am – 1:00pm
Textiles	Saturday	July 20	10:00am – 4:00pm
	Sunday	July 21	10:00am – 1:00pm
Visual Arts	Saturday	July 20	10:00am – 4:00pm
	Sunday	July 21	10:00am – 1:00pm
Garden	Tuesday	July 23	10:00am – 4:00pm
Flowers	Tuesday	July 23	10:00am – 4:00pm

ENTRY PICKUP (all departments) Sunday, July 28 from 6:00pm – 7:00pm

Entries not picked up during this time will be held in the Fairgrounds office for one week following the fair, and can be picked up between 9am-4pm Monday July 29 – Friday August 2.

****95th Annual Lake County Fair – Wednesday July 24 – Sunday July 28, 2024****

TABLE OF CONTENTS

	Page
How to Enter	4
Entry Drop Off Instructions	5
Youth Special Awards & Premiums	6
General Information	7
Rules & Special Instructions	8-12

PAVILIONS COMPETITIONS

Department V-3	Crafts + Fair Flea Flip	13-14
Department O	Culinary	15-18
Department V-3	Flower & Garden	19
Department V-3	Photography	20
Department V-3	Textiles	21
Department V-3	Visual Arts	22
Department V-3	Collections	23
Department V-3	2024 Theme & Holiday	24

2024 Lake County Fair Association Board of Directors

Adam Akers – President

Rich Gelden – Vice-President

Bunny Otrembiak - Secretary*

Kelli Kepler-Yarc – Treasurer

Directors at Large

Mitch Brya, Amanda Knopp*, Tracey McMillon, Kevin Quinn, John Weber

***Pavilions Co-Chairs: Amanda Knopp and Bunny Otrembiak**

HOW TO ENTER

PAVILIONS COMPETITION ENTRY FEES

- **Entry Fee: \$2.00 per item** (EARLY BIRD SPECIAL: Register by **May 20** and save \$1 per entry)
- Please note: you will not receive any gate admission tickets with your entries. If you wish to visit the fair or pick up your entries, you will need to purchase a ticket.
- Porkchop Pass: enter 15+ items and receive a 1 day ticket to the fair! Tickets will be emailed to the email provided upon registration, following the close of registration the week of July 7.

STEP BY STEP INSTRUCTIONS

STEP 1: REVIEW THE COMPETITIONS HANDBOOK

Read the show rules for each department you would like to enter and determine the DIVISION NUMBER and CLASS NUMBER for each entry.

STEP 2: ENTER ONLINE

- Entries are only accepted online.
- Visit www.lcfair.com and go to the “Competitions” page to enter online.
- If you do not have access to a computer, need assistance entering online, or do not have a credit/debit card and wish to pay by check or cash, please call the Fair Office at (847) 680-7200 to schedule an appointment.
- Online Entries: **OPEN: Saturday, April 20 at 9:30am.**
- Online Entries: **CLOSE: Sunday, July 7 at 11:59pm** (EXCEPT Flower & Garden departments, which close Friday, July 19 at 11:59pm). Late entries will be accepted through drop-off times (\$50 late fee per item applies).

STEP 3: TAG PICK-UP & ENTRY DELIVERY

- Entry tags will be available at check-in when you drop off your entries. If you wish to pick up your tags prior to drop-off, please call the Fair Office to schedule a pickup time (after July 7).
- Entry drop-off dates and times vary per department – see page 2 for delivery dates/times.

STEP 4: ENTRY PICK-UP & PREMIUM CHECKS

- Items may not be removed prior to department release time.
- Once your department is judged, you may retrieve your items on Sunday, July 28th from 6:00-7:00pm. You will need to purchase a ticket to enter the fairgrounds on Sunday 7/28!
- Prize Money: **if you placed and receive a monetary prize, premium checks will be mailed the week of August 5th.** All winners must have a social security number on file if prize winnings are \$600.00 or higher – no exceptions.



ENTRY DROP OFF

- Entries will only be accepted during the designated drop-off dates/times – listed on page 2. Entries not delivered within the designated times will not be accepted or judged.
- An entry tag must accompany each exhibit. Entry tags will be available at check-in when you drop off your entries. If you wish to pick up your tags prior to drop-off, please call the Fair Office to schedule a pickup time (after July 7).
 - Please remove the claim ticket on the bottom of the tag, write a description of the item for you to easily identify the piece it belongs to and keep in a safe place until Sunday for pick up.
 - The bottom of the tag with your name must be folded during judging.
 - Young adult, junior and youth entries must also write current age on tag.
 - AFTER JUDGING, ALL EXHIBITOR TAGS WILL BE OPENED AND EXHIBITORS' NAMES WILL BE DISPLAYED THROUGHOUT THE DURATION OF THE FAIR.
- Pavilions exhibitors will report to the department Superintendent for placement of each entry.
- **SEE PAGE 2 FOR ENTRY DELIVERY DATES AND TIMES**

YOUNG ADULT
Ages
14 - 21

JUNIOR
Ages
8 - 13

YOUTH
Ages
7 and under

YOUTH SPECIAL AWARDS

Youth Special Awards	Description	Premium	Other
Best of Show – Young Adult <i>Ages 14-21</i>	Over all divisions	\$20.00	Rosette
Grand Champion – Young Adult <i>Ages 14-21</i>	1 per Division, unless stated otherwise. Crafts, Photography, Visual Arts, Culinary, Textile, Collections, Flower & Garden, Theme/Holiday	\$2.00	Rosette
Best of Show – Junior <i>Ages 8-13</i>	Over all divisions	\$15.00	Rosette
Grand Champion – Junior <i>Ages 8-13</i>	1 per Division, unless stated otherwise. Crafts, Photography, Visual Arts, Culinary, Textile, Collections, Flower & Garden, Theme/Holiday	\$1.00	Rosette
Best of Show – Youth <i>Ages 7 and Under</i>	Over all divisions	\$10.00	Rosette
Grand Champion – Youth <i>Ages 7 and Under</i>	1 per Division, unless stated otherwise. Crafts, Photography, Visual Arts, Culinary, Textile, Collections, Flower & Garden, Theme/Holiday	\$1.00	Rosette

DEPARTMENT PREMIUMS

Department Premiums	1 st Place	2 nd Place	3 rd Place
Young Adult <i>Ages 14-21</i>	\$7.00	\$5.00	\$4.00
Junior <i>Ages 8-13</i>	\$5.00	\$4.00	\$3.00
Youth <i>Ages 7 and Under</i>	\$5.00	\$4.00	\$3.00

GENERAL INFORMATION

1. Competitions are open to all Lake County and non-Lake County residents.
2. All judging decisions are final. Judges reserve the right to not award winners for all places.
3. There are no limits for entry per class, but where applicable no duplicate entries or exactly the same items.
4. **All exhibitors will need to purchase a fair ticket in order to pick up their entries on Sunday, if arriving prior to 6pm.** No exceptions.
5. Each entry must have been completed within the past two calendar years (example: for 2024 competitions, entries must have been completed in 2023, 2022 or after August 2021). Please enter the class of the current age of the exhibitor, NOT age when entry was created.
6. Entries may not have received any award placement in previous Lake County Fair Pavilion Departments (4-H exhibit is exempt as it is not part of Pavilions).
7. If you have any questions about your specific department (judging criteria, which division/class to enter, etc.) please contact the department superintendent via email: lcfair.pavilion.info@gmail.com
8. No refunds.
9. Additional entries will be accepted at time of entry delivery for a \$50 late fee per item.
10. Entries will only be accepted during the designated drop-off dates/times. Entries not delivered within the designated times will not be accepted or judged.
11. An entry tag must accompany each exhibit. Please see next page for details.
12. General security will be provided throughout the Fair, but the Lake County Fair Association and any of its agents, officers, directors or members will not be responsible for loss or damage to any property, nor will the Lake County Fair Association be held responsible for personal loss or injury from fire, theft or injury, or any other cause in connection with or during the fair. If an item is of importance to you, we suggest you insure the item.
13. Exhibitor grants the Lake County Fair Association the right, without compensation, to use Exhibitor's name, likeness, recipe, and entry photos in connection with advertising or promoting the Lake County Fair.
14. ALL DEPARTMENTS: The Superintendents reserve the right to reject any entry and/or place into the appropriate class/division. Items are judged on technique, and should be placed in their corresponding classes and departments.
15. ENTRY RELEASE: Unless otherwise stated in the Department rules, no Pavilion entries may be removed from the Fairgrounds until 6:00pm on Sunday.
16. Please bring your claim ticket to retrieve your entry.
17. The Fair Office cannot take responsibility for any entries not picked up by 7:00pm on Sunday.
 - Pavilions competitors may not drive their vehicles on the Fairgrounds to retrieve their entries. Please bring assistance or a cart if you have multiple heavy items. No exceptions.
18. All departments in Young Adult, Junior and Youth Divisions: please write current age on entry tag.
19. Write on entry tags if a specific technique was used.
20. If entering the 'None of the above' categories – if more than 4 entries use the same technique, they will be placed in a new class.

Show Rules & Special Instructions



GARDEN

1. Criteria of judging: condition, freshness, maturity, size, shape, color and uniformity.
2. No water containers are to be used in any of the exhibits.
3. All exhibits must have been grown by the exhibitors unless otherwise stated.
4. Exhibits should be free from worms, insects and disease damage.
5. **Plates will be furnished** and will be available at entry drop-off.
6. Divisions 400-404 are for **amateur/backyard gardeners only!** Anyone who has grown vegetables or farmed professionally is prohibited from these divisions. Professionals may enter Division 406.

CUT FLOWER

1. Judging criteria: flower, stem, foliage and presentation.
2. Cut flower of the year will be determined by the number of flowers entered, quality of flowers, and presentation of flower. Judge's choice.
3. All flowers must have been grown by the exhibitors.
4. Exhibitors must furnish appropriate container (vase, bottle, or jar). Flowers should be displayed in a proportionally sized vase.
5. Stems should be cut as long as possible.
6. "SPRAY" refers to three (3) or more blossoms.
7. Exhibits should contain three (3) to five (5) stems unless noted.
8. Gladiolus refers to cut stem in proportion to flower part of stalk.
9. All potted plants must have been owned by exhibitor for three (3) months prior to the Fair registration deadline.
10. Exhibitors are encouraged to maintain/replace flowers as needed throughout the Fair. In the event your flower wilts you may include a photo with entry to represent flower(s) that was entered for judging. However, Superintendent may replace any wilted or dying flower if the Exhibitor does not maintain.

FLORAL ARRANGEMENT

1. Please note entry delivery dates and times!
2. This show is for arrangements. The show is for amateurs only! Anyone who has arranged flowers part-time or professionally is prohibited from the show. A professional is anyone who has been self-employed as a florist or worked for a florist.
3. Accessories are permitted in arrangement divisions as noted.
4. Flowers must be dominant in arrangements. Line material can be fresh, dried, or painted.
5. THE ARTIST SHOULD KEEP IN MIND DESIGN, COLOR, HARMONY, PROPORTION AND STYLE.
6. "Fresh" is defined as bought/purchased; "Garden" is defined as grown by exhibitor.
7. No dried flower arrangements.
8. No plastic or cloth flowers or foliage allowed in designs. Fresh flowers or garden grown only.
9. All arrangements will be staged on step shelves. No arrangement is to exceed 36" high, 36" wide and 12" deep.
10. If an arrangement division has an asterisk (*), no accessories may be used other than a base or as indicated in a specific class.
11. Exhibitors are encouraged to maintain/replace flowers as needed throughout the fair. The Superintendent may replace any wilted or dying flower if the Exhibitor does not maintain.

Show Rules & Special Instructions

VISUAL ARTS



1. Judging Criteria: composition, imagination, originality, and quality appropriate to level of the finished piece (not smudged, no fingerprints, completed work). Compositionally, the judge looks for arrangements that draw the audience in, show depth and/or depth of field unless the artist intent is for flat distorted space.
2. Exhibitor's name, address, and phone number must appear on the back of each exhibit. In addition, please include type of media, and in the case of mixed media, each type of media used to create the artwork.
3. Artist's name cannot appear on the front of the artwork. If artist's signature exists on the front of the artwork, please cover prior to drop off.
4. Tape entry tag to top right corner of artwork (based on how it should hang).
5. All exhibits must be equipped for hanging: either framed, unframed, or matted
 - **Framed:** Equipped with screw eyes and wire. No acrylic box or snap-together poster frames accepted.
 - **Matted:** Mat board must be used – no poster board or any other board/paper. All matted work must have braided picture wire (available at hardware stores) affixed to brass button brads which go through all layers of the matting material.
 - **Unframed:** Must be equipped with screw eyes and wire.
6. All exhibits must be ready to hang. Any exhibit which is not properly equipped for immediate hanging as specified in the framing section below may be rejected. Any item which is in poor conditions will be rejected. Any exhibits having nudes, semi-nudes, or violence will be found unfit at this family oriented event.
7. AI is considered non-original and not eligible for Best of Show.
8. 2D – on a flat plane, 3D – not on a flat plane
9. Medium Descriptions:
 - **Aqueous:** watercolor, tempera, gouache, acrylic, or any water based medium.
 - **Oils:** any oil-based medium.
 - **Graphics:** all print techniques; silk screening, block prints (wood or linoleum), etchings, lithographs, computer, etc.
 - **Drawings:** all pencil, pen and ink, chalk or pastels, charcoal, scratchboard, etc.
 - **Mixed Media:** any exhibit using more than one medium.



CRAFTS

1. Judging Criteria: Based off CREATIVITY, ORIGINALITY, and QUALITY OF WORKMANSHIP
2. Each exhibit must be the work of the exhibitor and submitted under their name, not a studio or business name.
3. This department is for three-dimensional exhibits only.
4. Choose your class entries based on the technique you wish to be judged on, and note that "None of the above" items are only those that cannot be placed in any other class or department.
5. **Scrapbook:** Entry is defined as 2 pages, 1 front & 1 back or 2 front pages.

Show Rules & Special Instructions



PHOTOGRAPHY

1. Judging Criteria: Based on COLOR, LIGHTING, EXPOSURE, FOCUS, BACKGROUND SUBJECT.
2. **Each exhibit must be the work of the exhibitor and submitted under their name**, not a studio or business name.
3. **Exhibitors are allowed to enter ONE DIVISION only.** No duplicate photos accepted.
4. **Exhibitor's name, address and phone number must appear on the BACK OF EACH PHOTO and MOUNTING BOARD.** Should entry tag come off or picture comes undone from the mounting board, this will help us identify your entry. Each exhibit must have the entry tag attached to the back so that it hangs over on the top right hand side as you look at the photo. Bring tape with you to attach tags at time of delivery.
5. **Read mounting board orientation and photo size specifications carefully.**
6. No captions or titles on all classes, but scenic and landscape may include location noted under photograph.
7. No nudes, profanity or graphic violence. Photographs including these items will NOT be displayed.
8. Photographs may be in Black & White or Color, unless otherwise stated.
9. Class clarification:
 - Landscape – photos cannot have anything man made.
 - Scenic – photos must include man made items.
 - Still Life – consists of two or more objects purposefully arranged by the photographer.
 - Children (B/W or color) – the subject must be 10 years or under, no adults in the photo.
 - Special Effects – write what the effect was on the back of the entry tag.
 - Photo Editing – include before and after picture. Explain what was edited.
10. Entry tag should be taped over top right corner.

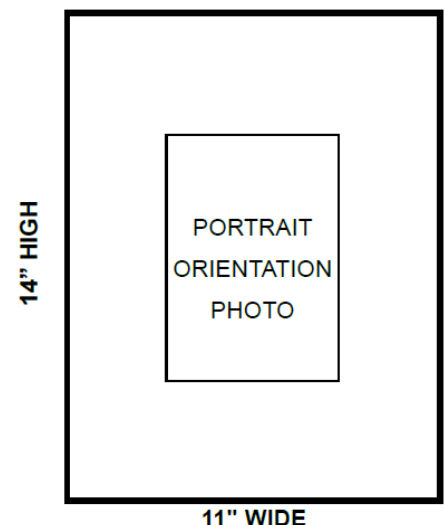
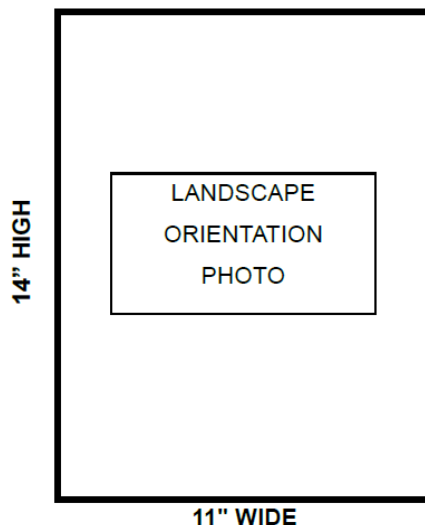
MOUNTING INSTRUCTIONS

Mounted photos will be hung **11" WIDE x 14" HIGH ONLY**

8" x 12" Maximum Photo Size – 4" x 6" Minimum Photo Size

Each photograph must be mounted on an 11" (wide) x 14" (high) BLACK board.

- No foam core, construction paper, or card stock will be accepted.
- The mounting board must be black. White and colored board will not be accepted.
- No top mats (double matting)
- No borders (white reprint border allowed).
- Single mount the prints on top of the mat board.
- **Exhibitor's name, address and phone number must appear on the BACK OF EACH PHOTO and MOUNTING BOARD.**



Show Rules & Special Instructions



TEXTILES

1. Judging criteria: technique, quality of workmanship, and cleanliness.
2. Entries will be judged according to technique (not theme). Class decision is based on 75% of technique/medium used.
3. Articles may be entered in the "None of the Above" class ONLY if it is NOT described in a preceding division or class.
4. Bring your own safety pins and tape for attaching your entry tags to the corresponding pieces.
5. Ornaments should be smaller than 6" x 6" and ready for hanging.
6. For any home décor items:
 - a) Rugs must be finished for use on floor – no wall hangings.
 - b) Hand towels may be hand, kitchen, or bath towel pairs (unless otherwise stated) and pinned together
 - c) Potholders MUST be in pairs, and pinned together
 - d) Placemats, napkins, coasters must be in groups of 4, and pinned together.
7. Knit garments & accessories are hand knitted only (not machine knitted).
8. All pictures or wall hangings MUST be:
 - a) Dimensions based on the area actually worked (mat, frame, etc. not included in size)
 - b) finished and ready to hang.
9. Needlework categories are based upon the following technique:
 - Needlepoint is on canvas or congress cloth
 - Cross Stitch is on even weave fabric or perforated paper
 - Embroidery is on any cloth not specified above
10. No furniture in any textile division or class **EXCEPT** when submitting a needlepoint seat cushion.

TECHNIQUE DEFINITIONS:


1. **Quilt:** 3+ layers including a pieced top, batting, and backing
 - a. Must be either quilted (top stitch) or tied
 - b. Must be bound and ready for use (hanging/topper)
 - c. Judging will take the entire work into consideration for placing (piecing, quilting, color/fabric, etc.)
2. **Quilt Block:** One (1) unquilted (no top stitch) block per entry
3. **Cross-Stitch:** stitches that cross each other to form an "X"
 - a. Worked on an even weave fabric
 - b. Dimensions measured based on last stitch worked (not blank fabric)
4. **Needlepoint:** stitches worked on stiff, open grid canvas or congress cloth
5. **Embroidery:** any form of needle/handwork other than that mentioned above
 - a. Must incorporate the use of different types of stitches
 - b. Dimensions measure based on last stitch worked (not blank fabric)
6. **Sewing:** items not included in the preceding division/class where a needle and thread is used by hand or machine to make an item or garment
 - a. Garments MUST include a separate index card containing description (type of item, fabric, etc.) and **size**
 - b. Accessories MUST include a separate index card containing description (type of item, fabric, etc.)
 - c. Home décor MUST include a separate index card containing description (type of item, fabric, etc.)

Show Rules & Special Instructions



CULINARY

1. All entries must be the work of the exhibitor.
2. Any items entered in Canning, Pickling, Jams, Preserves, Jellies and Honey classes will be judged on a 4oz or larger jar. The entry tag should be attached to the canning lid. Canning must include a date when canned, and have been done since the previous Lake County Fair. All jars will be opened for judging.
3. All baked goods must be made from scratch. No store bought items can be used unless noted. If any culinary item does not meet department rules, it will be disqualified by the Judge or Superintendent.
4. All entries (except Divisions 650, 651, and 652 – Canning, Pickling, Honey, Jams, Preserves, and Jellies) must include on a 3"x5" index card a list of the ingredients used. On the top line please write the Division, Class Number, and Category entry is registered under. Attach index card to the back of the entry tag so it is easy to read.
5. Decorating/Art and Specialty entries (Divisions 659 and 660 classes) may be store bought items, although homemade is preferred. Approved containers may consist of clear Ziplock bags, clear plasticware (to-go style containers with clear lids), tins with see-through tops, mason jars or original store packaging where applicable.
6. All tags should indicate age group: *Adult (22 or older)*, *Young Adult (14-21)*, *Junior (8-13)*, *Youth (7 and under)* on back of tag. Secure all entry tags by taping the outside of any bag, wrapped item or disposable container. Tags can be tied by placing a hole punch on the outside of the bag, but still allow entry for the judges into the bag.
7. All exhibits must be ready for display as specified in division description. Make sure entries are correctly wrapped, bagged, tagged (tag can be taped to item), in the correct amount and in the correct container, plate or size indicated.
8. The "Special Notes" listed in some divisions are considered part of the Culinary Show Rules and must be adhered to by all exhibitors.
9. The Fair reserves the right to dispose of any food entries if food spoilage is present. A picture may be substituted to replace spoiled food.
10. All exhibitors must observe state and federal food safety rules and restrictions: for example, no raw eggs or unbaked cream cheese products in frosting, toppings or individual products (unless otherwise noted). Exhibitor needs to deliver and instruct if any food items need refrigeration or they will not be judged accordingly for the safety of our judges. It will be the judges decision if an entry is deemed safe for tasting/judging. Please review the Lake County Health Department website for more information: <https://www.lakecountyil.gov/2313/Food-Safety>





CRAFTS

Please read the General Information (page 7) and Crafts Show Rules (page 9).

Division	700 – CRAFTS & CERAMICS/CLAY – Young Adult (Ages 14-21)
Division	701 – CRAFTS & CERAMICS/CLAY – Junior (Ages 8-13)
Division	702 – CRAFTS & CERAMICS/CLAY – Youth (Ages 7 and Under)
Class Numbers	<ol style="list-style-type: none"> 1) Scrapbook – <i>any</i> theme 2) Greeting Card – Handcrafted: stencil or stamped 3) Paper Crafts – Quilling, origami, cutouts, paper mache, decoupage, etc. 4) Jewelry – Handmade 5) Beading – Any other than jewelry 6) Garden Decoration – <i>ex: scarecrow, gnome, flower, butterfly, flowerpot person, etc.</i> 7) Glass – Etched, fused, painted or stained (<i>any other than jewelry</i>) 8) Wood Craft – Any constructed or decorated wood item (<i>ex: wood burning, birdhouse, painting, stencil art, pinewood derby, etc.</i>) 9) Wreath or centerpiece display 10) Miniature display or models – <i>ex: kits, Legos, etc.</i> 11) None of the above <p><u>Ceramics/Green ware techniques</u></p> <ol style="list-style-type: none"> 12) Combination stain & glaze (crystals or textures) 13) Fired Pieces – Glazes 14) Fired Pieces – None of the above <p><u>Unfired Ceramics or Plaster techniques</u></p> <ol style="list-style-type: none"> 15) Bisque straight paint w/ acrylic paint 16) Bisque stains: None of the above 17) Hand built (pinch pottery, coil building, slab building, etc.) 18) Thrown pieces on wheel (original)

Division	703 – FABRIC CRAFTS – Young Adult (Ages 14-21) <i>Purchased fabric decorated</i>
Division	704 – FABRIC CRAFTS – Junior (Ages 8-13) <i>Purchased fabric decorated</i>
Division	705 – FABRIC CRAFTS – Youth (Ages 7 and Under) <i>Purchased fabric decorated</i>
Class Numbers	<ol style="list-style-type: none"> 1) Tie Dye 2) Bedazzled / fabric painted / iron on transfer 3) Pet outfit / costume 4) Doll clothes 5) Tote bag / purse 6) None of the above

Division	555 – TRADES CRAFT (All Ages – <i>apply online under 'Dept. M-1 Crafts'</i>)
Class Numbers	<ol style="list-style-type: none"> 1) Woodworking 2) Welding <p>*Items must be able to fit through doors of Expo Hall</p>

CRAFTS

FAIR FLEA FLIP

Division	707 – FAIR FLEA FLIP – Young Adult (ages 14-21)
Class Numbers	1) Refurbished items 2) Repurposed items 3) Challenge: bicycle rim

Calling all reclaimed artisans! Can you turn something junky into something funky & “funk”-tional? An old dresser turned into a TV stand, a table runner turned into a lamp shade, wine glasses turned into candle holders – the sky is the limit! Reclaim anything by turning it into art, furniture & more. Turn something old into something new by adding an industrial flair, splash of color, an alluring texture or completely re-designed into a brand new treasure.

- Size Restrictions: must be able to fit through front entrance doors of the building.
- A ‘before’ picture of the piece is required, as well as a picture of the ‘after’ or how it is used.
- **Refurbished item:** make something old new again
- **Repurposed item:** change the functionality of an item to be used in a completely different way.
- **Challenge:** upcycle a bicycle rim. Can be new or repurposed.

Check out the Theme & Holiday competitions on page 24!



CULINARY

Please read the General Information (page 7) and Culinary Show Rules (page 12).

Culinary Department: apply online under 'Dept. O Culinary'

Division	650 – CANNING AND PICKLING (All Ages) <i>See rule #2 on page 11 for specific information about Canning and Pickling divisions</i>
Class Numbers	<ol style="list-style-type: none"> 1) Any fruit 2) Any vegetable 3) Pickles 4) Chili, Chutney, Salsa or Relish 5) Sauce: <i>Salad dressing, BBQ sauce, Fruit sauce, Marinades, etc.</i> 6) Other

Division	651 – JAMS, PRESERVES, AND JELLIES (All Ages) <i>See rule #2 on page 11 for specific information about Canning and Pickling divisions</i>
Class Numbers	<p>Jams & Preserves</p> <ol style="list-style-type: none"> 1) Blueberry 2) Raspberry, any variety 3) Strawberry 4) Any other berry jam or preserves 5) Any other jam or preserves <p>Jellies</p> <ol style="list-style-type: none"> 6) Any jelly or fruit butter: <i>fruit, mint, hot pepper, etc.</i>

Division	652 – HONEY POLLINATION (All Ages) <i>See rule #2 on page 11 for specific information about Canning and Pickling divisions</i>
Class Numbers	<p>Honey (pint jars may be used, label with date of harvesting)</p> <ol style="list-style-type: none"> 1) Light Honey 2) Amber Honey 3) Any Other Honey

Division	653 – YEAST BREADS (All Ages) <i>Breads are to be displayed in appropriate-sized clear plastic bags in a disposable baking pan or on a paper plate. Attach entry tag by making a hole in the rim of the pan or plate and tying the tag to it.</i>
Class Numbers	<ol style="list-style-type: none"> 1) White bread (whole loaf) 2) Whole wheat bread (whole loaf) 3) Other sweet yeast bread/rolls: <i>List bread variety on label (example: free formed, cinnamon, gluten-free, etc.)</i> 4) Other savory yeast bread/rolls: <i>List bread variety on label (example: free formed, garlic, gluten-free, etc.)</i>

CULINARY

Division	654 – QUICK BREADS (All Ages) <i>Breads are to be displayed in appropriate-sized clear plastic bags in a disposable baking pan or on a paper plate. Attach entry tag by making a hole in the rim of the pan or plate and tying the tag to it. Display muffins on a white paper plate in clear plastic bag.</i>
Class Numbers	<ol style="list-style-type: none"> 1) Banana bread (3 muffins) 2) Zucchini bread (3 muffins) 3) Pumpkin bread (3 muffins) 4) Other quick bread not listed (3 muffins)

Division	655 – CAKE OR CUPCAKES & FROSTING (All Ages) <i>Display cake on approved cake board that allows ½ or 1” border space around the cake, cupcakes can be presented in a cupcake box/white paper plate in a gallon size bag, neither of these should be considered decorated if frosted. They will be judged on taste and appearance of the baked goods (cake). See rules 4, 6 and 7 but make sure to indicate the flavor on your 3x5” card.</i>
Class Numbers	<ol style="list-style-type: none"> 1) ANY FLAVOR CAKE OR CUPCAKE – NO FROSTING: Three (3) plain cupcakes, 8 inch or 9x9 cake. 2) ANY FLAVOR CAKE OR CUPCAKE – WITH FROSTING: Three (3) frosted cupcakes, 8 inch or 9x9 cake. 3) FROSTING ONLY: Your favorite homemade frosting, any flavor, in a 4oz canning jar (include recipe on 3x5 card).

Division	656 – COOKIES (All Ages) <i>Display cookies on a white paper plate in a clear gallon size plastic bag. Fasten entry tag to the plate by making a hole in the rim and tying the ticket to the plate. Finished baked size of cookies is 3” or less. Each plate should contain four (4) cookies.</i>
Class Numbers	<ol style="list-style-type: none"> 1) Brownies (4) 2) Peanut Butter (4) 3) Chocolate Chip (4) 4) Cookie bar, any variety (4, 1” x 3”) 5) Other cookie, not listed (4)

Division	657 – HOMEMADE CANDY (All Ages) <i>Display candy on a white paper plate in a clear plastic bag. Fasten entry tag to plate by making a hole in the rim and tie the tag to the plate. All plates should contain four (4) pieces of candy.</i>
Class Numbers	<ol style="list-style-type: none"> 1) Fudge, any flavor 2) Truffles, any flavor 3) Other candy, not listed

CULINARY

Division	658 – PIES (All Ages) <i>Exhibit your pie in an aluminum foil pie pan (any size); clear plastic bag is optional. Homemade pie crusts only. Fasten entry tag to aluminum foil pie plate by making a hole in the rim and tie the tag to the plate. Fruit pies should be made of fresh fruit.</i>
Class Numbers	<ol style="list-style-type: none"> 1) Apple 2) Blueberry 3) Cheesecake, Cream or Custard Pie (any variety) 4) Other pie, not listed

Division	659 – DECORATING AND FOOD ART (All Ages) <i>The sky is the limit – choose any theme! Decorated cakes and cookies – may use store-bought cake mix or plastic/Styrofoam “dummy” cake and edible decorations. No larger than 9” x 13” and 10” high. Entries will <u>not</u> be tasted.</i>
Class Numbers	<ol style="list-style-type: none"> 1) Decorated sheet or round cake: <i>Must be removed from baking pan, completely frosted, then decorated. Do not put in a bag or cover with plastic wrap.</i> 2) Decorated cookies/gingerbread (4 pieces): <i>Display on a white paper plate. Do not put in a bag or cover with plastic wrap.</i> 3) Decorated cupcakes (4 cupcakes): <i>Display on a white paper plate. Do not put in a bag or cover with plastic wrap.</i> 4) Charcuterie Board: <i>Put the CUTE in charcuterie! Sweet or savory, we want to see your culinary ART skills. This board can feature fruits, veggies, cheeses, candy or edible items. All items in display other than display board must be edible items. Display on charcuterie board of your choice – maximum size 12x18”. Do not put in a bag or cover with plastic wrap.</i>

Division	660 – SPECIALTIES (All Ages) 2024 Theme: <i>Lavender</i>
Class Numbers	<ol style="list-style-type: none"> 1) County Fair Goodie Basket: The basket or box should be decorated in this year’s theme. The basket must include five (5) different kinds of baked goodies. These goodies can be homemade or store bought (homemade items are preferred) following the health guidelines outlined on page 11, rule #10. All goodies must include a label of ingredient contents and sealed in an approved container. Approved container(s) are indicated on page 11, rule #5, with the inclusion of the store bought items’ original packaging. 2) County Jam Fest: Five (5) different kinds of homemade jams and jellies, salsa, honey or pickled goodies in a basket or box. Decorate the jar lids and the basket or box using this year’s theme listed above. All jar sizes are acceptable following page 11 guidelines and labeling. 3) Recipe Box: Fifteen (15) different recipes, attractively displayed in a container of your choice. Use this year’s theme listed above when choosing your colors and decorations.

CULINARY

Division	<p>661 – HERB OF THE FAIR (All Ages) <i>2024 Herb: Lavender</i></p> <p>Each year the Fair will announce an herb to highlight as the “Herb of the Fair.” This contest will require the exhibitor to create their best-cooked entry, sweet or savory, using this year’s herb. The herb is the feature component to be used in the recipe.</p> <p>Contest requirements:</p> <ol style="list-style-type: none"> 1) Please drop off between 10:00am – 1:00pm on Sunday, July 21. 2) Each entry must feature the herb selected as the flavor or flavoring. 3) Each entry should also include a sample of the seasoning used, fresh or dried, in a snack size Ziplock bag or 4oz canning jar. 4) Recipes do not have to be original, but highly recommended to be original. If not original, credit of where recipe is coming from needs to be noted on the recipe card submission as well as how to eat (hot or cold). 5) All entries need to have recipe TYPED with ingredients, measurements and preparation instructions on an 8.5x11” paper or cardstock. Yes – this can be decorative as well. Have fun! 6) Each entry should have a photo submission of the food item attached on a piece of paper with the recipe. 7) Fair will provide microwave and refrigerator.
Class Numbers	<ol style="list-style-type: none"> 1) Sweet 2) Savory 3) Drinkable 4) None of the above

Division	<p>662 – COMPETITIVE TABLESCAPING (All Ages) <i>2024 Theme: Fair Olympics</i> <i>2024 Color: Gold, Silver, Bronze</i></p> <p>It’s the most exciting competition on 4 legs! Competitive Tablescaping combines accurate table setting placement with creative themes.</p> <ul style="list-style-type: none"> • Tables are to be decorated from 10am-1pm on Sunday, July 21 • Design a tablescape – using the above theme(s) • Each exhibitor will be provided with a 30” round table (pictured, left) • Each exhibitor must provide all dishes, centerpieces, tablecloths, china, dishware and any other decorations. Chairs will not be included in the display. • Live flowers may be used, but food is not permitted to be a part of the tablescape display. • Judging will be based on theme, creativity and execution.
Class Numbers	<ol style="list-style-type: none"> 1) Birthday 2) Wedding 3) BBQ/Cookout 4) None of the Above



Check out the Theme & Holiday competitions on page 24!



FLOWER & GARDEN

Please read the General Information (page 7) and
Flower & Garden Show Rules (page 8).

Division	708 – FLOWER & GARDEN – Young Adult (Ages 14-21)
Division	709 – FLOWER & GARDEN – Junior (Ages 8-13)
Division	710 – FLOWER & GARDEN – Youth (Ages 7 and Under)
Class Numbers	1) Vegetable 2) Fruit 3) Flower 4) Small flower arrangement (<i>show us the best flowers you grew!</i>)

Check out the Theme & Holiday competitions on page 24!



PHOTOGRAPHY

Please read the General Information (page 7) and Photography Show Rules (page 10).

Division	711 – PHOTOGRAPHY – Young Adult (Ages 14-21) <i>Open to anyone ages 14-21 who derives no income from their photography.</i>
Division	712 – PHOTOGRAPHY – Junior (Ages 8-13)
Division	713 – PHOTOGRAPHY – Youth (Ages 7 and Under)
Class Numbers	1) Portrait 2) Animals 3) Bugs 4) Flowers/Plants 5) Favorite Food 6) None of the Above



Check out the Theme & Holiday competitions on page 24!



TEXTILES

Please read the General Information (page 7) and Textiles Show Rules (page 11).

Division	714 – TEXTILES – Young Adult (Ages 14-21)
Class Numbers	<ol style="list-style-type: none"> 1) Sewing – any garment or accessory 2) Afghan or blanket 3) Quilt 4) Crochet or knitted garment 5) Purchased garment or item - <i>hand decorated</i> 6) Cross stitch or embroidery 7) None of the above

Division	715 – TEXTILES – Junior (Ages 8-13)
Class Numbers	<ol style="list-style-type: none"> 1) Decorated purchased t-shirt or sweatshirt 2) Plastic canvas 3) Sewn garments or accessories 4) Crochet or knitted item 5) Quilt 6) Tie-dye 7) None of the above

Division	716 – TEXTILES – Youth (Ages 7 and Under)
Class Numbers	<ol style="list-style-type: none"> 1) Decorated purchased t-shirt or sweatshirt 2) Plastic canvas 3) Sewn garments or accessories 4) Tie-dye 5) None of the above



Check out the Theme & Holiday competitions on page 24!



VISUAL ARTS

Please read the General Information (page 7) and Visual Arts Show Rules (page 9).

Division	717 – VISUAL ARTS – Young Adult (Ages 14-21) <i>Current age must be written on the front of the entry tag.</i>	
Class Numbers	1) Oils 2) Aqueous 3) Mixed Media 4) Graphics	5) Drawing 6) Oil Alkyd on wood or metal (no canvas) 7) Acrylic on wood, metal or glass

Division	718 – VISUAL ARTS – Junior (Ages 8-13)	
	719 – VISUAL ARTS – Youth (Ages 7 and Under)	
Class Numbers	1) Oils 2) Aqueous 3) Mixed Media 4) Graphics	5) Pastel 6) Drawing 7) Crayon

Division	459 – PORKCHOP’S CHALLENGE (All Ages - <i>apply online under 'Dept. M-1 Visual Arts'</i>)	
Class Numbers	1) What is 'Porkchop's Challenge'? On the last page of this competition handbook, you will find an image handpicked by Porkchop, the mascot for the Lake County Fair. Print it out and go to town decorating it! Get creative – we can't wait to see how snazzy the page will look. <i>This project does not need to be framed – it will be hung to display. If item becomes too heavy to hang, please add a photo mat to the back.</i>	

Check out the Theme & Holiday competitions on page 24!



COLLECTIONS

Please read the General Information (page 7).

RULES & SPECIAL INSTRUCTIONS:

- 1) Take a picture of the whole collection.
- 2) Write on a 3x5 index card, or the back of the picture your answers:
 - a. How long you've been collecting, and your oldest piece
 - b. Your favorite piece, and why
 - c. Why did you choose this collection
- 3) Each entry should contain between 3-6 items. All must fit on a 13.5" x 12" placemat. No item can be taller than 12 inches.
- 4) Non-decorated stands may be used, but will not be counted as a piece of the collection.
- 5) Write the entrants' current age on their entry tag. Age will be a consideration. If the age is not on entry tag, oldest age for the class will be used.

Division	721 – COLLECTIONS – Young Adult (Ages 14-21)	
Division	722 – COLLECTIONS – Junior (Ages 8-13)	
Division	723 – COLLECTIONS – Youth (Ages 7 and Under)	
Class Numbers	1) Trading Cards 2) PEZ Dispensers 3) Key Chains 4) Pencils/Pens (novelty/souvenir) 5) Sports Memorabilia (no trading cards)	6) Action Figures 7) Rock/Stones/Minerals 8) Dolls 9) Transportation (cars, trucks, planes, etc.) 10) Any animal (stuffed, plastic, etc.)





2024 THEME & HOLIDAY

Please read the General Information (page 7) and Show Rules (pages 8-12).

Entries must specify technique being used which corresponds to the department.

2024 Theme: *Fair Olympics (Paris, is allowed for location)*

2024 Color(s): *Gold, Silver, Bronze*

Division	724 – THEME – Young Adult (Ages 14-21)
Division	725 – THEME – Junior (Ages 8-13)
Division	726 – THEME – Youth (Ages 7 and Under)
Class Numbers	1) Crafts 2) Culinary 3) Flower Arrangements 4) Photography 5) Textiles 6) Visual Arts

Division	727 – COLOR OF THE YEAR – Young Adult (Ages 14-21)
Division	728 – COLOR OF THE YEAR – Junior (Ages 8-13)
Division	729 – COLOR OF THE YEAR – Youth (Ages 7 and Under)
Class Numbers	1) Crafts 2) Culinary 3) Flower Arrangements 4) Photography 5) Textiles 6) Visual Arts

Division	730 – HOLIDAY (any) – Young Adult (Ages 14-21)
	731 – HOLIDAY (any) – Junior (Ages 8-13)
	732 – HOLIDAY (any) – Youth (Ages 7 and Under)
Class Numbers	1) Crafts 2) Culinary 3) Flower Arrangements 4) Photography 5) Textiles 6) Visual Arts

